

Scaled data based on original data using  
LM-79-08 Approved Method: Electrical and Photometric Measurements of Solid-  
State Lighting Products

Test Report Prepared for  
Cooper Lighting Solutions  
(formerly Eaton)

Brand: McGRAW-EDISON

Report Number: P385447

Luminaire Tested: **GWC-SA1A-727-U-T3**

Issue Date: 3/3/2020

**Test Information**

Test Method: LM-79-08  
Report Number: P385447  
TEST IS SCALED FROM IESNA LM-79-08 TEST DATA (G2-1903-205-14)  
Test Lab: INNOVATION CENTER  
Issue Date: 3/3/2020  
Manufacturer: COOPER LIGHTING SOLUTIONS (FORMERLY EATON)  
Product Line: MCGRAW-EDISON  
Catalog Number: GWC-SA1A-727-U-T3  
Description: GALLEON WALL LUMINAIRE  
(1) 70 CRI, 2700K, 615mA LIGHTSQUARE WITH 16 LEDS AND TYPE III OPTICS  
Light Source: -  
Ballast/Driver: ELECTRONIC DRIVER

**Summary**

Lumens per Lamp: N/A  
Luminaire Lumens: 4162 lumens  
Efficiency: N/A  
Efficacy: 122.4 lumens/watt  
Luminous Opening: Rectangular (W 0.5' x L: 0.5' x H: 0')  
IES Classification: Type III - Short  
BUG Rating: B1 - U0 - G1

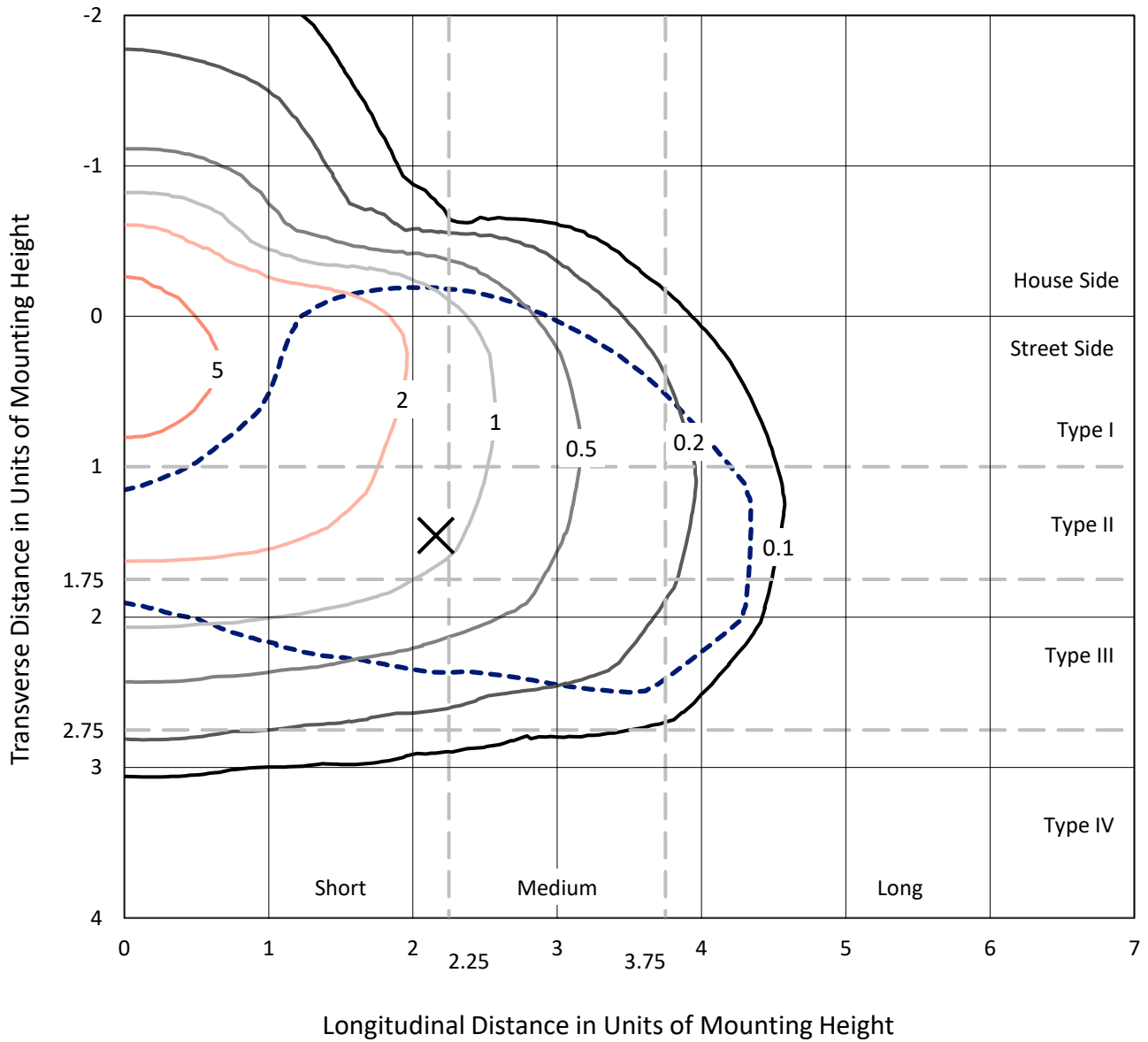
Input Watts (W): 34  
Input Voltage (V): NR  
Input Current (Ain): NR  
Voltage Rise (V): NR  
Power Factor: NR  
Total Harmonic Distortion (THDi): NR  
Frequency (hertz): 60  
Stabilization Time: NR  
Operation Time: NR  
Ambient Temperature (°C): NR  
Test Distance: 24 FT



REPORT NUMBER: P385447  
 CATALOG NUMBER: GWC-SA1A-727-U-T3

### Iso-Footcandle Lines of Horizontal Illumination

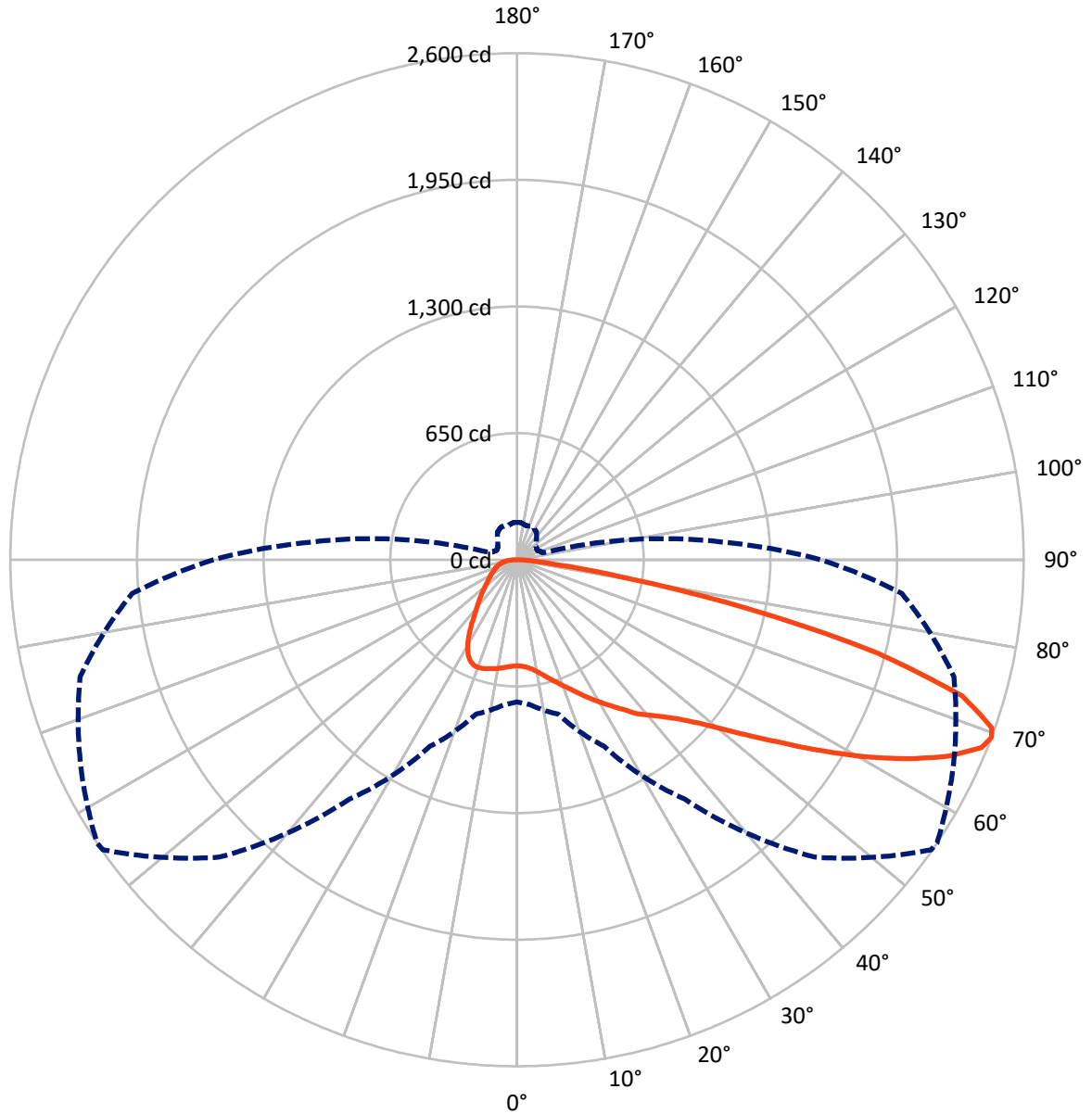
✕ Max cd  
 - - - 1/2 Max cd



Based on 10 foot mounting height. Maximum calculated value = 5.9 fc  
 Type III - Short - N/A

REPORT NUMBER: P385447  
CATALOG NUMBER: GWC-SA1A-727-U-T3

### Luminous Intensity Polar Plot



— Vertical Plane Through 56-Deg Lateral    - - - Horizontal Cone Through 69-Deg Vertical

REPORT NUMBER: P385447

CATALOG NUMBER: GWC-SA1A-727-U-T3

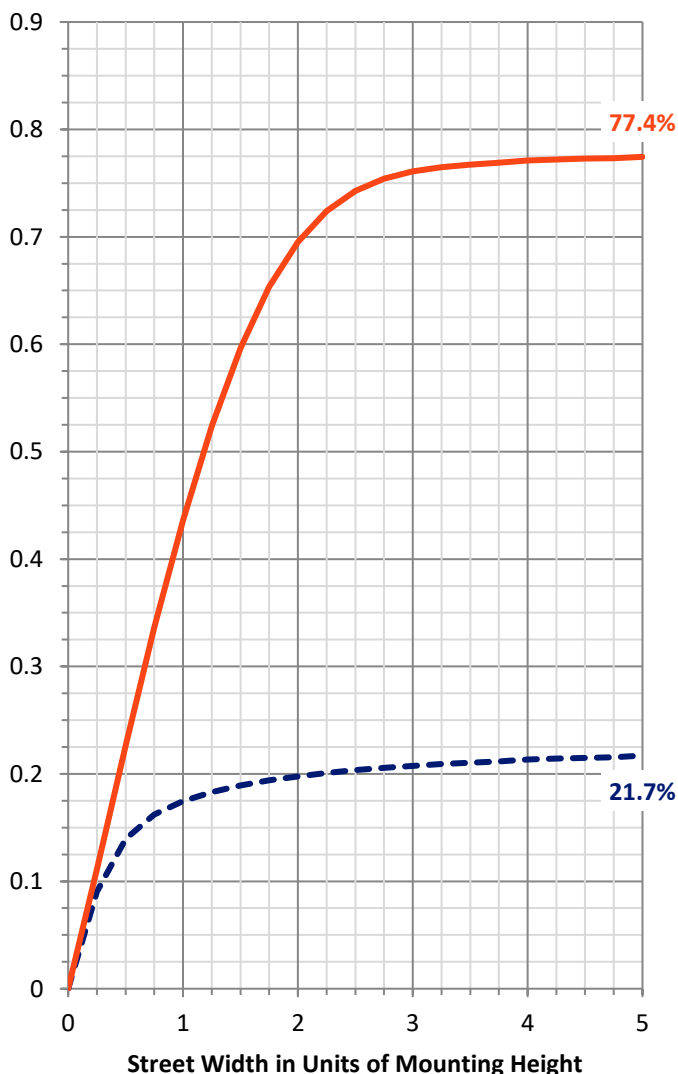
**FLUX DISTRIBUTION:**

		Downward	Upward	Total
<b>House Side</b>	Lumens	926.9	0.0	926.9
	% Fixture	22.3	0.0	22.3
<b>Street Side</b>	Lumens	3235.1	0.0	3235.1
	% Fixture	77.7	0.0	77.7
<b>Total</b>	Lumens	4162.0	0.0	4162.0
	% Fixture	100.0	0.0	100.0

**ZONAL LUMENS:**

Zone	Lumens	% Fixture
0°-10°	53.4	1.3
10°-20°	171.8	4.1
20°-30°	300.0	7.2
30°-40°	430.9	10.4
40°-50°	596.3	14.3
50°-60°	873.7	21.0
60°-70°	1065.2	25.6
70°-80°	588.9	14.2
80°-90°	81.6	2.0
90°-100°	0.0	0.0
100°-110°	0.0	0.0
110°-120°	0.0	0.0
120°-130°	0.0	0.0
130°-140°	0.0	0.0
140°-150°	0.0	0.0
150°-160°	0.0	0.0
160°-170°	0.0	0.0
170°-180°	0.0	0.0
0°-90°	4162.0	100.0
0°-180°	4162.0	100.0

**Coefficient of Utilization**



REPORT NUMBER: P385447

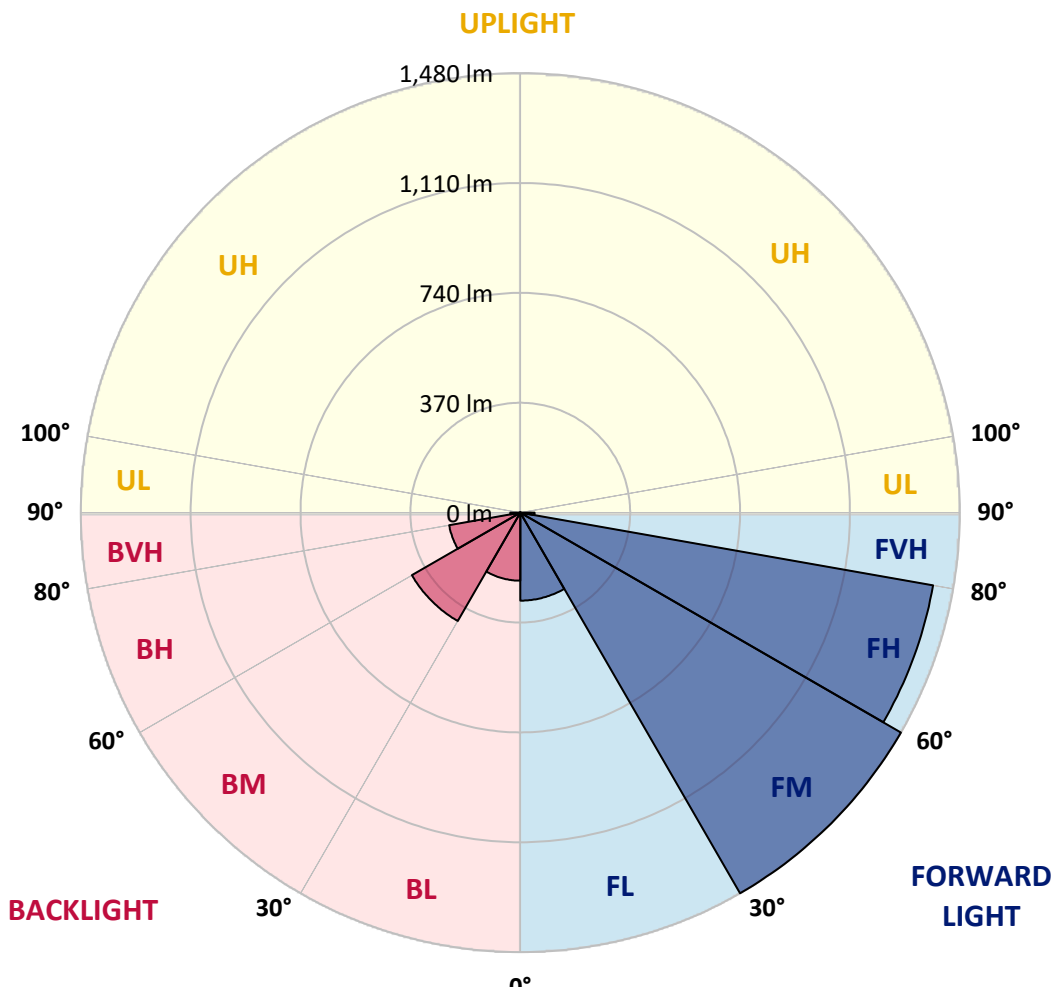
CATALOG NUMBER: GWC-SA1A-727-U-T3

**LUMINAIRE CLASSIFICATION SYSTEM LUMEN TABLE AND BUG RATING:**

Zone	Lumens	% Fixture	Zone Rating/Lumen Limit		
			B	U	G
FL (0°-30°)	296.2	7.1			
FM (30°-60°)	1479.7	35.6			
FH (60°-80°)	1411.1	33.9			G1/1800
FVH (80°-90°)	48.0	1.2			G1/100
BL (0°-30°)	229.1	5.5	B1/500		
BM (30°-60°)	421.2	10.1	B1/1000		
BH (60°-80°)	243.1	5.8	B1/500		G1/500
BVH (80°-90°)	33.5	0.8			G1/100
UL (90°-100°)	0.0	0.0		U0/0	
UH (100°-180°)	0.0	0.0		U0/0	

**BUG Rating: B1-U0-G1**

Type III Short





REPORT NUMBER: P385447

CATALOG NUMBER: GWC-SA1A-727-U-T3

**CANDELA DISTRIBUTION (FULL):**

	0°	5°	15°	25°	35°	45°	55°	56°	65°	75°	85°
0°	544.1	544.1	544.1	544.1	544.1	544.1	544.1	544.1	544.1	544.1	544.1
2.5°	547.6	548.1	547.7	548.9	547.6	548.4	547.7	547.7	547.3	546.0	544.5
5°	556.2	557.3	556.6	557.7	556.2	556.4	555.2	555.2	553.9	551.1	548.3
7.5°	569.6	570.9	570.4	571.5	569.4	569.4	567.6	567.6	564.9	560.5	557.2
10°	585.7	587.4	586.8	588.6	586.8	587.4	585.7	585.7	582.3	575.9	571.8
12.5°	609.1	611.2	609.6	609.5	608.8	609.9	608.5	608.5	605.1	596.5	590.7
15°	640.3	642.6	639.3	639.0	635.0	634.6	634.6	634.6	632.2	621.8	612.4
17.5°	676.3	677.0	674.2	669.6	664.4	661.1	660.7	660.7	661.8	649.8	634.7
20°	711.6	712.9	710.6	705.4	698.8	693.9	690.5	690.5	692.7	678.3	657.0
22.5°	750.0	753.0	749.6	743.0	735.2	729.8	723.8	723.8	725.9	708.3	678.8
25°	799.8	797.0	794.9	785.6	774.5	768.9	763.3	763.3	764.8	740.5	701.3
27.5°	843.8	844.4	841.5	831.6	818.8	806.5	806.2	806.2	805.4	774.1	722.5
30°	895.0	895.3	891.2	882.3	868.4	852.5	848.8	848.8	846.4	805.9	744.8
32.5°	945.9	947.3	942.9	932.1	920.9	901.6	894.1	894.1	884.1	838.5	767.9
35°	990.5	992.5	991.0	983.9	971.7	955.0	946.2	946.2	931.1	878.3	798.5
37.5°	1035.9	1037.8	1036.2	1030.2	1025.3	1007.7	1002.9	1002.9	978.3	919.1	837.3
40°	1082.6	1085.5	1083.6	1075.3	1071.2	1063.1	1051.8	1051.8	1022.4	967.9	900.7
42.5°	1126.1	1129.8	1137.3	1132.4	1123.9	1125.1	1102.3	1102.3	1081.4	1040.2	980.3
45°	1187.7	1193.2	1205.8	1202.1	1200.4	1194.1	1167.0	1167.0	1158.2	1137.4	1079.1
47.5°	1255.0	1262.4	1285.2	1286.0	1304.5	1292.6	1255.7	1255.7	1253.0	1253.8	1199.6
50°	1316.9	1325.1	1362.5	1380.2	1423.7	1426.3	1367.4	1367.4	1370.1	1389.9	1340.2
52.5°	1366.4	1376.7	1423.5	1477.9	1552.6	1573.9	1504.9	1504.9	1506.9	1541.0	1499.0
55°	1402.7	1413.8	1464.7	1564.0	1683.3	1720.7	1663.2	1663.2	1663.5	1706.9	1671.8
57.5°	1411.1	1413.8	1487.7	1621.9	1793.5	1883.4	1856.9	1856.9	1835.7	1873.5	1862.5
60°	1371.4	1382.3	1468.8	1642.2	1878.8	2043.9	2059.3	2059.3	2008.7	2039.7	2030.8
62.5°	1290.8	1310.3	1398.1	1611.3	1912.2	2174.9	2257.9	2257.9	2174.5	2194.5	2151.8
65°	1159.2	1167.5	1259.7	1504.5	1869.8	2258.8	2435.0	2435.0	2336.5	2305.1	2174.2
67.5°	923.8	939.4	1017.7	1281.2	1696.2	2248.9	2571.9	2571.9	2442.3	2346.1	2094.9
69°	729.8	746.0	820.6	1055.4	1500.9	2158.4	2594.9	2599.9	2472.1	2321.1	1981.6
70°	581.8	600.6	651.8	888.9	1327.5	2039.1	2575.8	2584.8	2466.4	2280.0	1877.1
72.5°	247.6	262.8	299.2	458.2	809.1	1522.7	2355.1	2389.2	2333.5	2086.7	1551.3
75°	108.1	112.8	129.3	186.8	359.2	828.7	1845.0	1908.1	1995.2	1763.8	1155.6
77.5°	79.1	81.2	90.2	109.7	161.2	313.0	1186.5	1223.2	1438.9	1283.5	708.9
80°	61.2	62.7	69.7	80.6	105.2	126.6	541.1	572.7	809.1	659.3	295.2
82.5°	48.7	49.8	54.6	59.4	72.7	76.7	179.7	199.3	298.7	182.1	78.1
85°	45.3	46.5	48.2	43.3	46.6	45.0	77.7	81.3	90.2	71.5	32.7
87.5°	20.5	24.2	47.7	33.7	24.8	19.8	31.8	33.3	37.4	37.6	14.5
90°	0.0	0.0	0.0	0.0	0.0	0.0	0.0	0.0	0.0	0.0	0.0



REPORT NUMBER: P385447  
 CATALOG NUMBER: GWC-SA1A-727-U-T3

**CANDELA DISTRIBUTION (continued):**

	90°	95°	105°	115°	125°	135°	145°	155°	165°	175°	180°
0°	544.1	544.1	544.1	544.1	544.1	544.1	544.1	544.1	544.1	544.1	544.1
2.5°	545.4	545.0	545.7	544.0	546.1	546.0	545.3	545.6	547.0	546.8	547.0
5°	548.7	548.4	549.3	548.0	550.6	551.4	551.6	552.9	554.4	554.9	554.9
7.5°	557.0	557.0	557.5	555.7	557.5	557.3	556.6	557.9	559.5	559.6	559.5
10°	571.4	571.5	570.8	566.3	564.9	561.0	557.5	557.6	559.6	561.2	561.6
12.5°	589.4	588.9	585.7	577.5	571.5	563.6	559.9	559.7	561.8	563.0	563.5
15°	610.1	608.5	600.3	587.0	576.4	568.6	562.6	561.2	560.0	558.6	558.7
17.5°	629.6	626.0	612.4	593.9	582.7	572.4	560.8	551.4	545.0	541.3	540.1
20°	649.4	642.3	622.7	600.3	586.1	567.3	545.0	526.1	514.3	508.8	507.8
22.5°	667.4	656.1	632.3	607.1	583.4	550.4	515.3	487.8	471.4	464.1	464.7
25°	685.1	669.3	642.3	611.8	569.6	520.6	474.0	440.2	421.2	413.1	412.8
27.5°	700.5	682.6	653.2	607.9	544.0	478.2	425.1	392.1	376.4	369.3	368.2
30°	718.3	699.4	667.7	593.2	506.4	429.1	377.4	354.1	343.0	335.9	334.6
32.5°	740.0	722.2	679.6	566.3	458.4	377.9	340.1	323.9	313.7	305.8	304.4
35°	771.5	752.3	682.6	527.9	405.6	337.5	312.7	296.1	282.3	272.1	271.1
37.5°	811.1	790.0	675.7	478.2	354.4	311.3	289.9	269.4	251.5	237.1	234.9
40°	868.2	836.3	656.7	420.8	316.7	291.1	267.7	244.3	222.1	205.3	202.0
42.5°	936.7	890.7	627.4	363.7	289.0	270.6	245.6	216.6	195.4	183.5	181.8
45°	1023.9	947.2	586.8	313.9	261.8	250.1	221.8	195.1	181.9	173.2	171.8
47.5°	1123.4	1010.5	544.3	273.3	238.7	230.8	202.7	185.5	175.1	168.2	166.9
50°	1245.7	1082.1	499.1	240.0	215.5	207.8	193.7	180.2	171.9	166.6	165.3
52.5°	1383.6	1162.8	466.6	213.8	196.3	190.7	189.0	177.4	170.6	166.6	165.3
55°	1532.1	1244.9	431.4	191.7	179.7	181.2	185.8	177.6	173.1	168.2	166.3
57.5°	1680.8	1329.8	392.3	173.1	166.5	174.2	183.7	178.2	174.3	169.6	167.9
60°	1798.4	1383.6	331.6	157.4	156.0	166.5	178.5	173.9	168.9	169.0	168.8
62.5°	1853.3	1380.7	264.7	143.5	145.5	156.0	170.2	167.2	163.0	168.6	169.0
65°	1822.5	1311.9	206.0	130.9	134.3	145.1	161.6	163.9	165.3	176.1	177.5
67.5°	1693.1	1178.0	159.6	119.9	124.2	137.6	162.4	178.5	180.4	191.7	191.6
69°	1559.4	1052.4	138.6	114.1	119.1	139.5	173.6	187.8	180.8	192.8	191.1
70°	1447.3	953.0	127.5	110.3	116.9	142.8	181.1	187.7	178.6	189.0	186.1
72.5°	1114.6	685.6	108.1	103.1	109.1	136.6	183.2	183.5	173.6	175.6	170.8
75°	764.5	433.3	94.3	93.3	97.4	123.2	176.4	175.4	160.6	157.7	153.7
77.5°	421.5	220.1	80.1	84.0	86.7	109.1	160.3	158.9	146.7	140.7	139.2
80°	162.6	96.3	67.7	74.7	76.4	94.5	140.5	139.2	129.0	121.3	119.1
82.5°	61.4	50.5	55.9	64.7	64.1	78.0	119.0	118.3	108.4	97.1	93.6
85°	28.4	30.3	44.3	53.3	49.2	57.8	95.2	96.5	84.4	71.0	71.0
87.5°	12.0	16.9	31.4	40.3	33.1	39.0	69.8	66.7	61.2	42.4	39.9
90°	0.0	0.0	0.0	0.0	0.0	0.0	0.0	0.0	0.0	0.0	0.0



Signify Classified - Internal  
Cooper Lighting Solutions Photometric Lab  
1121 Highway 74 South  
Peachtree City, GA 30269

Scaled Data Report



Report Generated By 670245982

Signify Classified - Internal  
Cooper Lighting Solutions Photometric Lab  
1121 Highway 74 South  
Peachtree City, GA 30269

Scaled Data Report



Signify Classified - Internal  
Cooper Lighting Solutions Photometric Lab  
1121 Highway 74 South  
Peachtree City, GA 30269

Scaled Data Report



Signify Classified - Internal  
Cooper Lighting Solutions Photometric Lab  
1121 Highway 74 South  
Peachtree City, GA 30269

Scaled Data Report



Signify Classified - Internal  
Cooper Lighting Solutions Photometric Lab  
1121 Highway 74 South  
Peachtree City, GA 30269

Scaled Data Report



--- HS — SS

Signify Classified - Internal  
Cooper Lighting Solutions Photometric Lab  
1121 Highway 74 South  
Peachtree City, GA 30269

Scaled Data Report



u

Signify Classified - Internal  
Cooper Lighting Solutions Photometric Lab  
1121 Highway 74 South  
Peachtree City, GA 30269

Scaled Data Report



Signify Classified - Internal  
Cooper Lighting Solutions Photometric Lab  
1121 Highway 74 South  
Peachtree City, GA 30269

Scaled Data Report



(END OF REPORT)